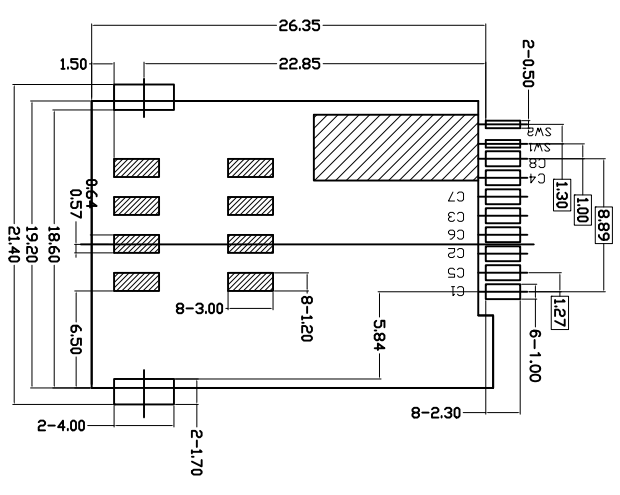
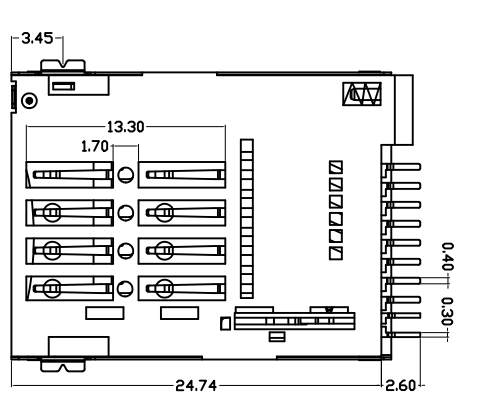
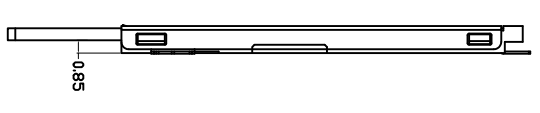
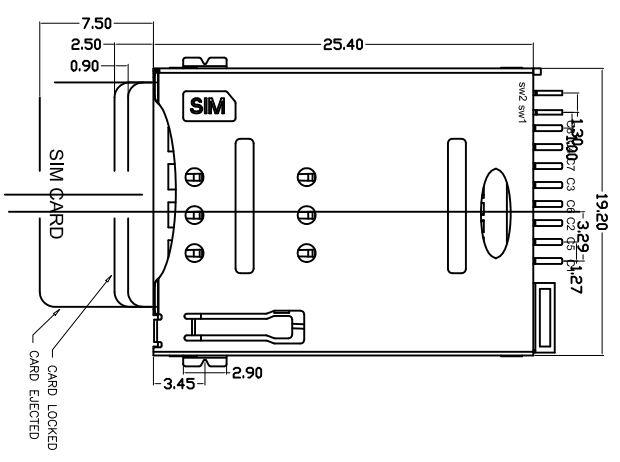
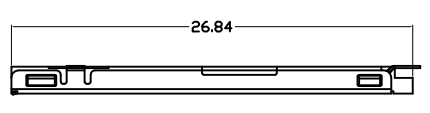
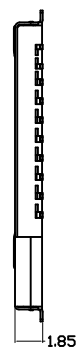
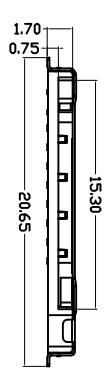


REV	DESCRIPTION	ECN NO	DATE

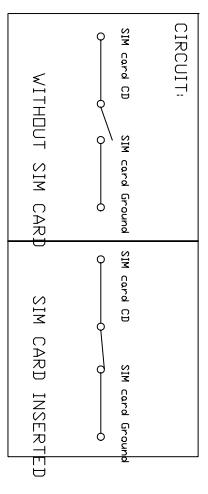


RECOMMENDED PCB LAYOUT
NOTE: WIRING PATTERN PROHIBITED AREA



1. SPECIFICATIONS:
INSULATION RESISTANCE: 500M min./AT DC 500V DC
WITHSTANDING VOLTAGE: 250V AC/rms FOR 1 MINUTE
CONTACT RESISTANCE: 100M max. AT 10mA/20mV max
CURRENT RATING: 0.5A
VOLTAGE RATING: 5.0 Vrms
OPERATING TEMP. RANGE: -55 C+85 C
MATING CYCLES: 5000 INSERTIONS
2. MATERIAL:
INSULATOR: H-TEMPERATURE PLASTIC/UL 94V-0.
COLOR: BLACK
TERMINAL: COPPER ALLOY T=0.15mm
SHELL: STAINLESS STEEL T=0.15mm
3. FINISH:
TERMINAL: 50μm min NICKEL UNDERPLATED ON ALLOYER, GOLD PLATING ON CONTACT AREA, 80μm min TIN ON SOLDER TAIL.
SHELL: 50μm NICKEL UNDERPLATED ON ALLOYER, GOLD FLASH ON SOLDER LATCH

PIN#	Name
C1	VCC
C2	RST
C3	CLK
C4	Reserved
C5	GND
C6	VPP
C7	I/O
C8	Reserved



GENERAL TOLERANCES (UNLESS SPECIFIED)		DIMENSION STYLE		TITLE:	
MM ONLY		MM ONLY		JIXING TECHNOLOGY CO., LTD	
XX	±0.25	DRAWN BY:	DATE	SIM Card Push 8+2Pin 贴片式	
XX	±0.15	Frank	11-7-9	PART NO:	SIM-005
X.XXX	±0.05	CHECKED BY:	DATE	SIZE:	A4
X.XXX	±0.05	APPERIAL BY:	DATE	SCALE:	---
				THIRD ANGLE PROJECTION	SHEET NO:
					1 OF 1