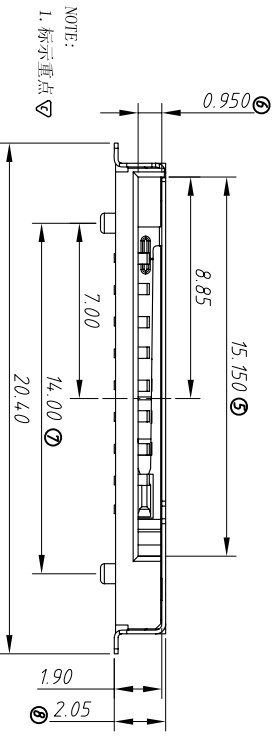
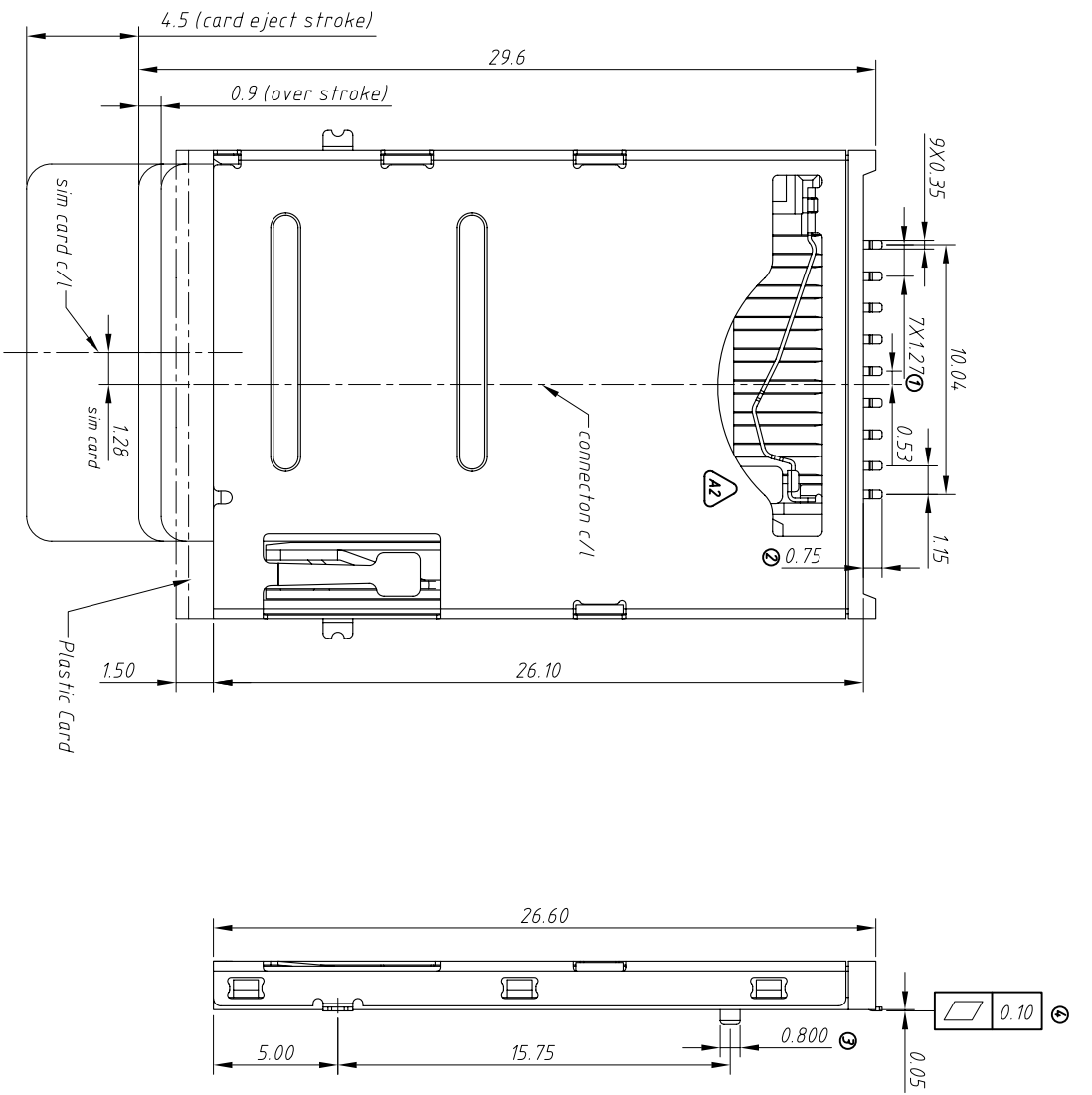


记号	变更号	核准
A1	NT0526-01	
A2	NT0516-01	
A3	NT0923-01	



Specification

× **Electrical Characteristics :**

Current Rating:0.5A.

Withstanding Voltage:AC500V r.m.s.

Insulation Resistance:1000Megohms Minimum at DC 500V.

Contact Resistance:100Miliohms Maximum.

×**Mechanical Characteristics:**

Mating Cycles: 10000 Insertions.

× **Environmental :**

Operating Temperature:-40°C to +85°C.

Material:

1.Housing:HI-Temp plastic UL 94 V-0 Rated.

2.Contact:Copper Alloy.

3.Shell:Copper Alloy.

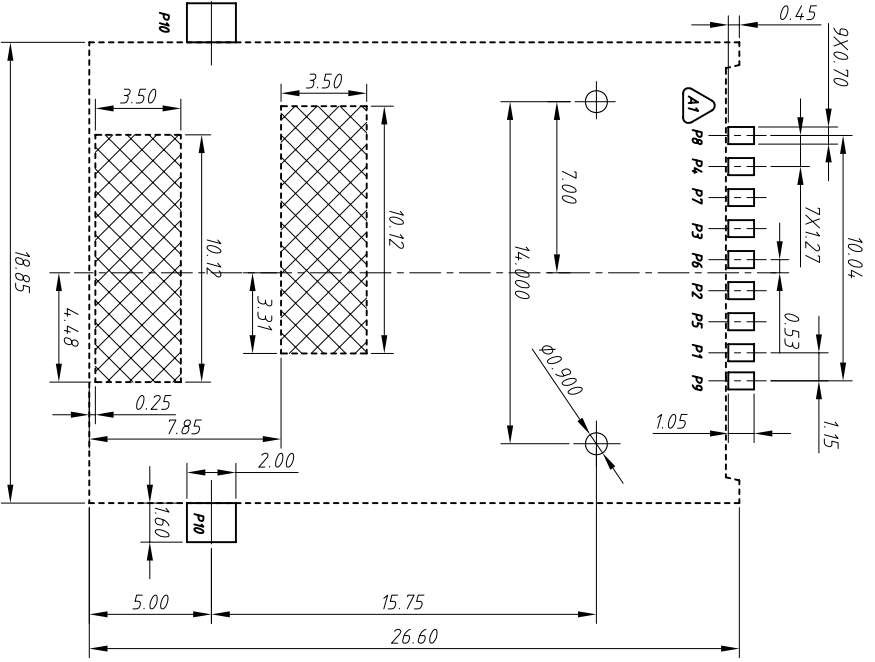

Can accord with management standards for

"environment-related substances to be controlled"

4.P/N:ASM002-CJE

- electroplating — contact area plating
- C:Half the gold tin
- 1:Au 1μ"
- 2:Au 3U"
- 3:Au 5U"
- 4:Au 8U"
- 5:Au 10U"
- 6:Au 15U"
- 7:Au 30U"

未注尺寸公差	单位	MM	深圳市吉兴科技有限公司				
X ±0.25	X ⁺ ±0.8 ⁺	日期				MM	
X ±0.15	X ⁺ ±0.4 ⁺	制图				Andy Chen	
XX ±0.10	XX ⁺ ±2 ⁺	审核					
XXX ±0.05	XXX ⁺ ±1 ⁺	核准				Kab Song	
	比例	1:1	页码	1/1	版本	A3	
			角法		成品图		



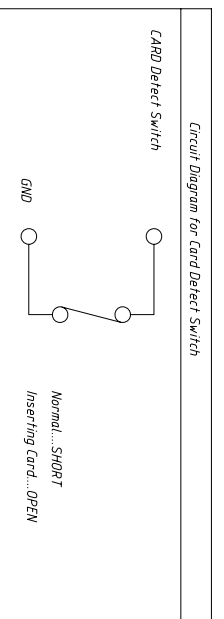
RECOMMENDED PCB LAYOUT
TOLERANCE UNLESS OTHERWISE IS ±0.05



NOTE:
1. 标示重点



Connector Terminal NO.	Pin NO.
Pin 1	VCC:PW/R signal and GND
Pin 2	RST:Reset signal
Pin 3	CLK:Clocking signal
Pin 4	Reserved
Pin 5	GND:PW/R signal and GND
Pin 6	VPP:Programming Voltage
Pin 7	I/O:Serial data input/output
Pin 8	Reserved
Pin 9	CD:CARD Detect Switch
Pin 10	GND



记号	变更号	核准
A1	N10526-01	
A2	N10616-01	
A3	N10923-01	

来注尺寸公差	单位	MY	图号	SIM-0017	名称	SIM card 8pin top push for taiwan	1/1	版本	A3
X ±0.25	X° ±.8°	日期	111101	Andychen	审核				
X ±0.15	X° ±.4°	制图			核准				
.XX ±0.10	.XX ±.2°	比例		hobisong	比例	t1			
.XXX ±0.05	.XXX ±.1°								

深圳市吉兴科技有限公司

