REV	DESCRIPTION	ECN NO	DATE

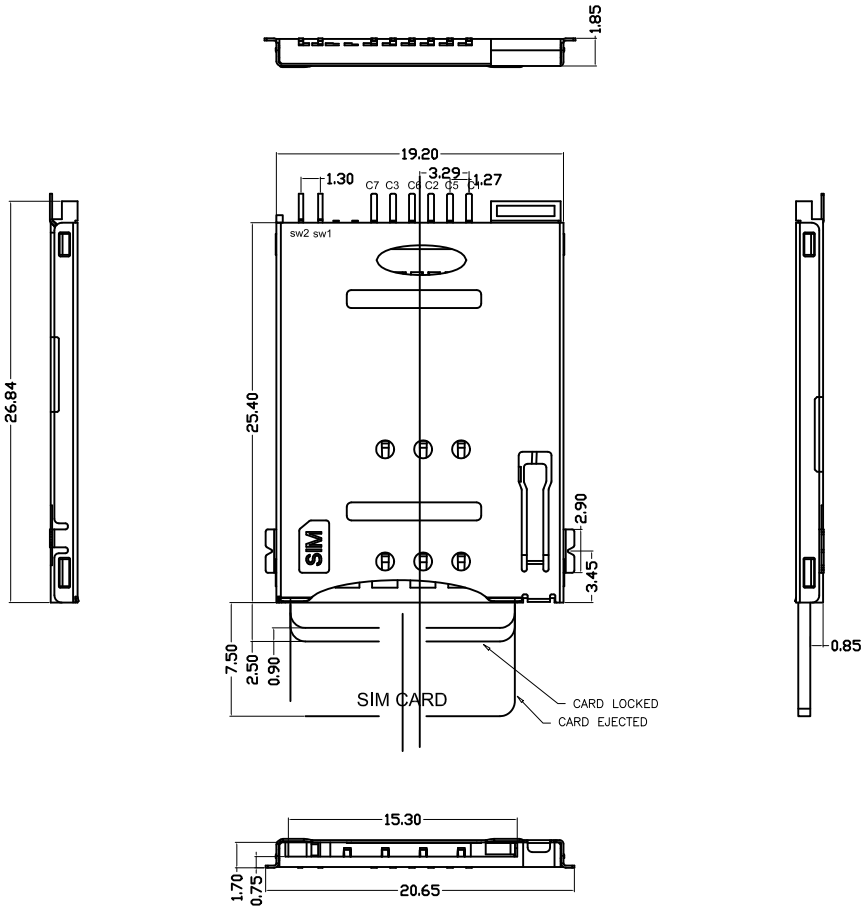

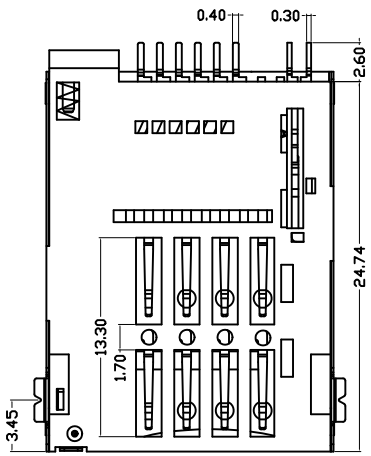

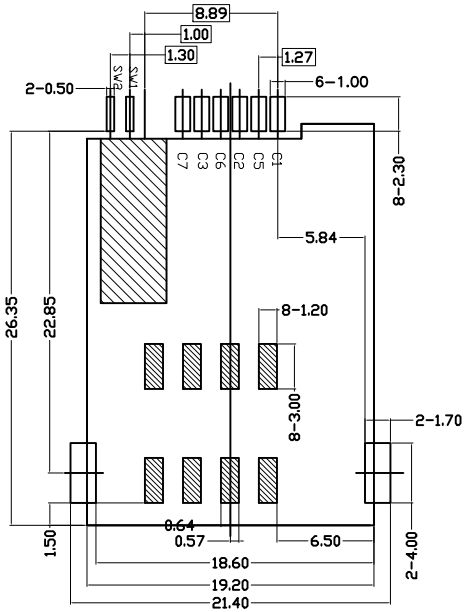

RECOMMENDED PCB LAYOUT

NOTE: ▨ WIRING PATTERN PROHIBITED AREA

1.SPECIFICATIONS
INSULATION RESISTANCE: 500M min.AT DC 500V DC
WITHSTANDING VOLTAGE: 250V ACrms FOR 1 MINUTE
CONTACT RESISTANCE: 100M max. AT 10MA/20mV max
CURRENT RATING: 0.5A
VOLTAGE RATING: 5.0 vrms
OPERATING TEMP.RANGE:-55 C+85 C
MATING CYCLES: 5000 INSERTIONS

2.MATERIAL:
INSULATOR: H-TEMPERATURE PLASTIC,UL 94V-0,
COLOR"BLACK
TERMINAL: COPPER ALLOY,T=0.15mm
SHELL: STAINLESS STELL,T=0.15mm

3.FINISH:
TERMINAL:50u" min NICKEL UNDERPLATED ON ALLOVER,GOLD PLATING ON CONTACT ARER, 80u"min TIN ON SOLDER TAIL.
SHELL:50u" NICKEL UNDERPLATED ON ALLOVER, GOLD FLASH ON SOLDER LATCH

SIM pin assignment	
PIN#	Name
C1	VCC
C2	RST
C3	CLK
C5	GND
C6	VPP
C7	I/O

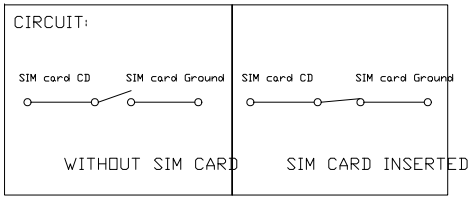

GENERAL TOLERANCES (UNLESS SPECLFIED)		DIMENSION STYLE MM ONLY		JIXING TECHNOLOGY CO.,LTD		
X.X	±0.25	DRAWN BY: Frank	DATE 11-7-9	TITLE: SIM Card Push 6+2Pin 贴片式		
X.XX	±0.15	CHECKED BY:	DATE	PART NO: SIM-006		
X.XXX	±0.05	APPERIAL BY:	DATE	THIRD ANGLE PROJECTION	SIZE: A4	SCALE: ---	SHEET NO: 1 OF 1

TEL:0755-23096378 FAX:0755-23280978 E-Mail:jxkj10@yeah.net